



THE SPRING OF SPELLING

COME AND SEE





Garston C of E

The Spring of Spelling

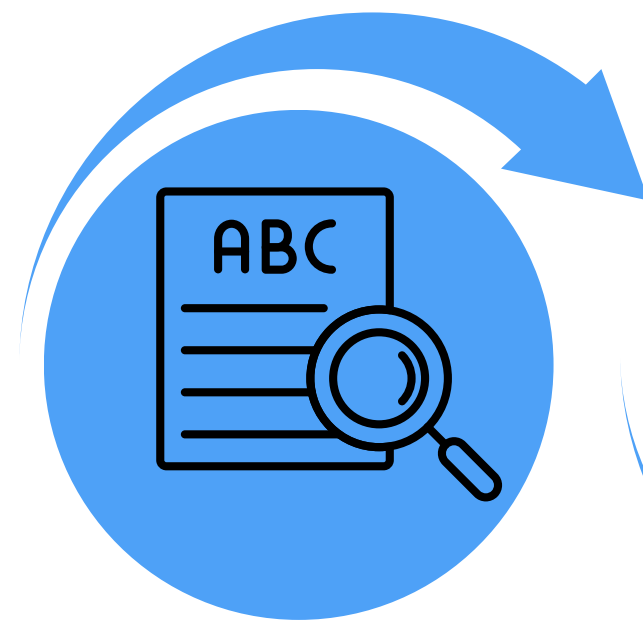
Let's Create a Buzz About Spelling





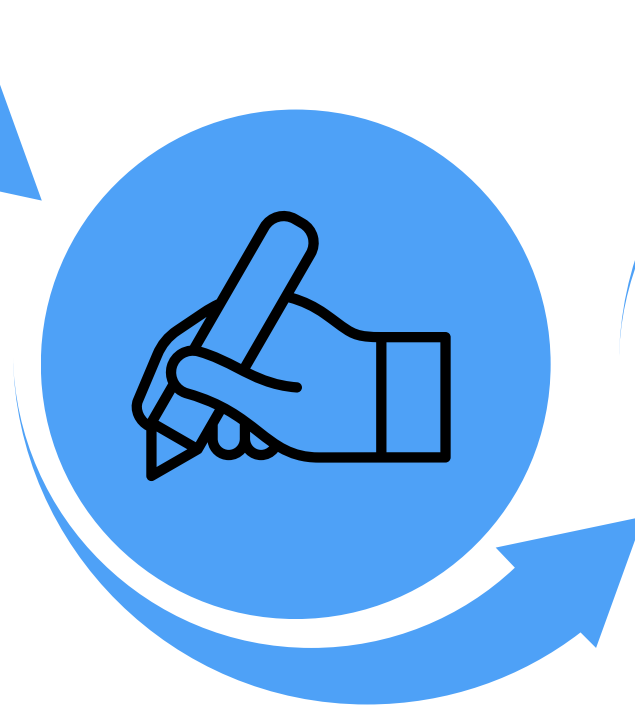
OUR SPELLING SYSTEM

Celebrate the excellent individual and collective achievements of your team here.



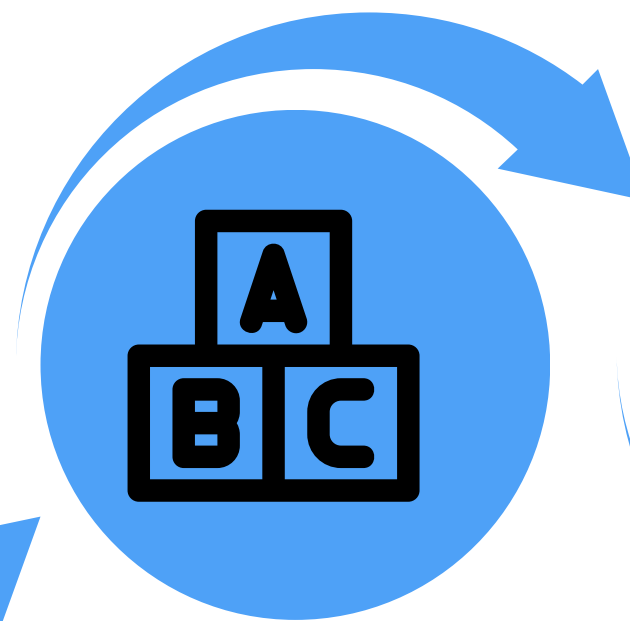
RECEPTION

Learn one sound per letter.



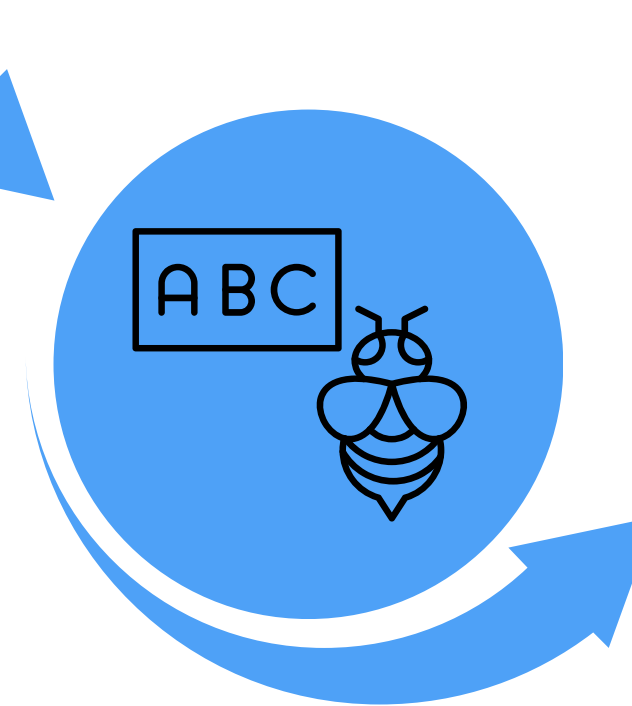
YEAR 1

Learn special friends and make choices over which digraph is correct.



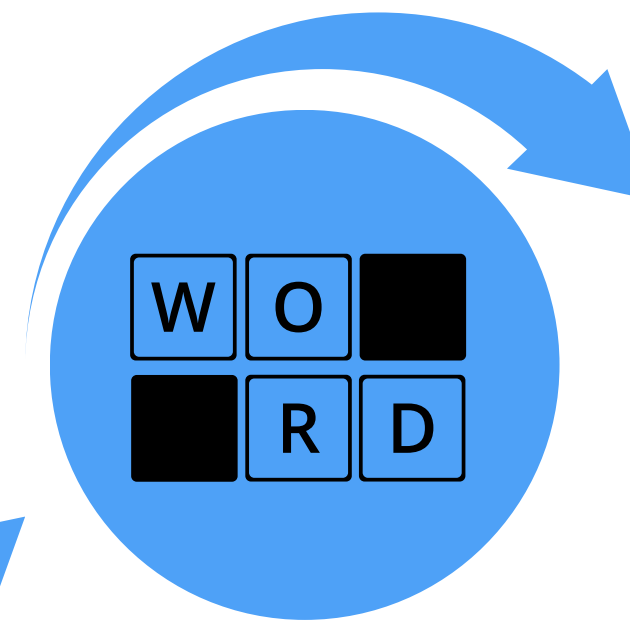
YEAR 2

Begin to learn additional spelling rules.



YEAR 3 + 4

Spelling Rules
Year group word lists



YEAR 5 + 6

Spelling Rules
Year group word lists

Consonant sounds

b bb	c k ck ch que	ch tch	d dd	f ff ph	g gg gu gue	h	j g ge dge	l ll le	m mm mb	n nn kn gn	ng nk
---------	---------------------------	-----------	---------	---------------	----------------------	---	---------------------	---------------	---------------	---------------------	----------

p pp	qu	r rr wr	s ss se c ce sc	sh si ti ci ch	t tt	th	v ve	w wh	x	y	z zz s se
---------	----	---------------	--------------------------------	----------------------------	---------	----	---------	---------	---	---	--------------------

Vowel sounds

a	e ea	i y	o a	u o ou	ay a-e ai eigh a ei ey aigh	ee e-e ea e y ey ei ie	igh i-e y ie i	ow o-e oa o oe	oo u-e ew ue oe ou
---	---------	--------	--------	--------------	--	---	----------------------------	----------------------------	-----------------------------------

oo	ar a	or ore oor aw au a ar	air are ear	ir ur er or	ou ow	oy oi	ire	ear eer	ure
----	---------	---	-------------------	----------------------	----------	----------	-----	------------	-----

Same box = same sound

OUR APPROACH



We teach your children to spell using phonics, learn exception words, and apply the use of suffixes, prefixes, and spelling rules.

Phonics

- Understanding how letters and letter combinations represent sounds (graphemes)
- Segmenting and blending sounds to spell words

Common Exception Words

- Memorising irregular words that don't follow standard phonics rules (e.g., said, have, one)

Morphology

- Understanding prefixes, suffixes, and root words (e.g., un- in undo, -tion in creation)
- Applying patterns to spell related words

Etymology

- Knowledge of how words are borrowed from other languages (e.g., chef, ballet)
- Recognising spelling patterns influenced by Latin, Greek, French, etc.

Rules and Conventions

- Applying standard spelling rules (doubling consonants, dropping silent e, changing y to i)

Expectations

Year 1 and 2 Common Exception Words

Year 1

a	his	pull	to
are	house	push	today
ask	I	put	was
be	is	said	we
by	love	says	were
do	me	school	where
friend	my	she	you
full	no	so	your
go	of	some	
has	once	the	
he	one	there	
here	our	they	

Year 2

after	Christmas	fast	kind	parents	sure
again	class	father	last	pass	told
any	climb	find	many	path	water
bath	clothes	floor	mind	people	who
beautiful	cold	gold	money	plant	whole
because	could	grass	most	poor	wild
behind	door	great	move	pretty	would
both	even	half	Mr	prove	
break	every	hold	Mrs	should	
busy	everybody	hour	old	steak	
child	eye	improve	only	sugar	

Word list – years 3 and 4

accident(ally)	early	knowledge	purpose
actual(ly)	earth	learn	quarter
address	eight/eighth	length	question
answer	enough	library	recent
appear	exercise	material	regular
arrive	experience	medicine	reign
believe	experiment	mention	remember
bicycle	extreme	minute	sentence
breath	famous	natural	separate
breathe	favourite	naughty	special
build	February	notice	straight
busy/business	forward(s)	occasion(ally)	strange
calendar	fruit	often	strength
caught	grammar	opposite	suppose
centre	group	ordinary	surprise
century	guard	particular	therefore
certain	guide	peculiar	though/although
circle	heard	perhaps	thought
complete	heart	popular	through
consider	height	position	various
continue	history	possess(ion)	weight
decide	imagine	possible	woman/women
describe	increase	potatoes	
different	important	pressure	
difficult	interest	probably	
disappear	island	promise	

Word list – years 5 and 6

accommodate	criticise (critic + ise)	individual	relevant
accompany	curiosity	interfere	restaurant
according	definite	interrupt	rhyme
achieve	desperate	language	rhythm
aggressive	determined	leisure	sacrifice
amateur	develop	lightning	secretary
ancient	dictionary	marvellous	shoulder
apparent	disastrous	mischievous	signature
appreciate	embarrass	muscle	sincere(ly)
attached	environment	necessary	soldier
available	equip (–ped, –ment)	neighbour	stomach
average	especially	nuisance	sufficient
awkward	exaggerate	occupy	suggest
bargain	excellent	occur	symbol
bruise	existence	opportunity	system
category	explanation	parliament	temperature
cemetery	familiar	persuade	thorough
committee	foreign	physical	twelfth
communicate	forty	prejudice	variety
community	frequently	privilege	vegetable
competition	government	profession	vehicle
conscience*	guarantee	programme	yacht
conscious*	harass	pronunciation	
controversy	hindrance	queue	
convenience	identity	recognise	
correspond	immediate(ly)	recommend	



SPELLING HOMEWORK

Weekly Spelling Lists for Year 3- 6

3 from current rule

3 from previously taught rule

4 words from year group
word lists (exception words)

Sent home every other
Monday on the school
website

Tested every 2 weeks
(Fri)



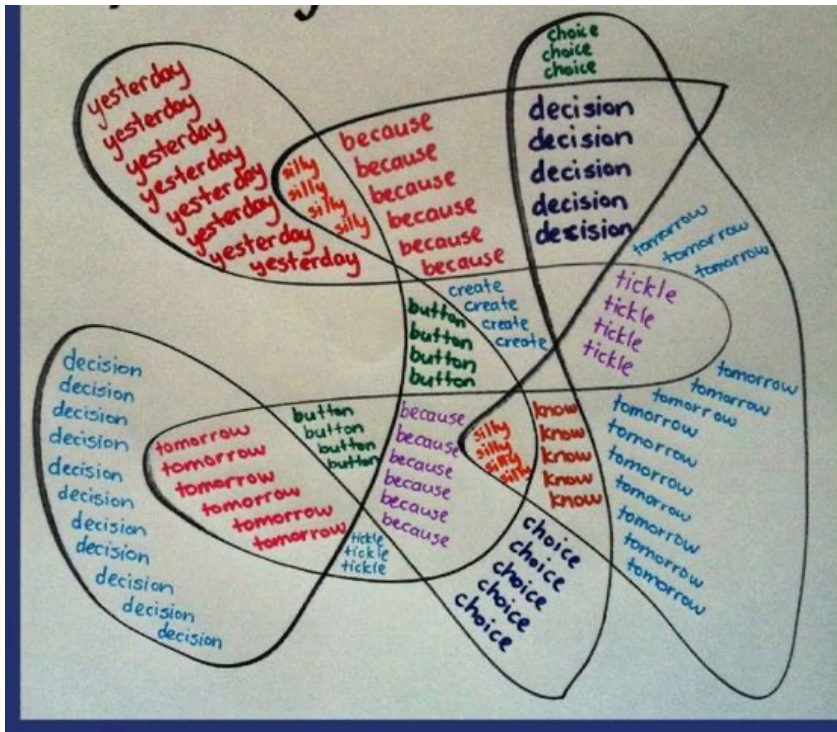
Y1 + Y2 will send
home 5 KS1
common exception
words



TERMLY SPELLING BEE

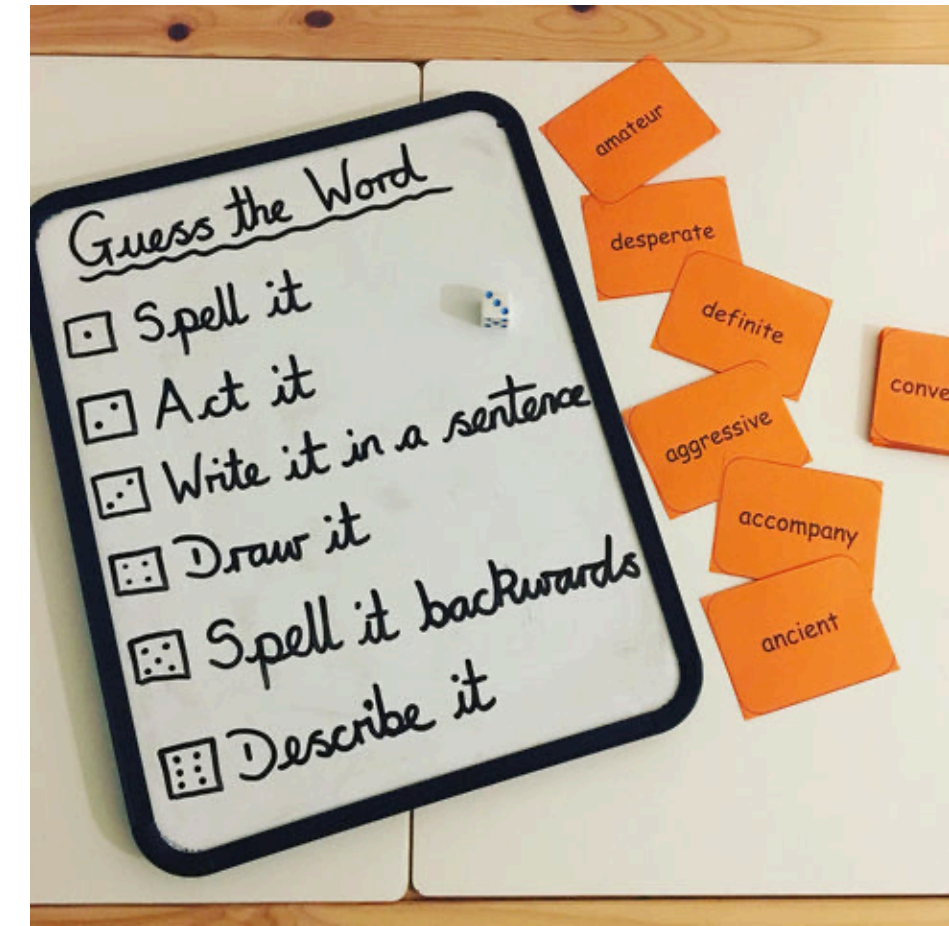
We are excited to introduce a new whole-school Spelling Bee, designed to make spelling fun, inclusive, and confidence-building for all children.

Every child will take part, and the focus is on effort, enjoyment, and participation, not pressure.




I can practice my spelling words.

Look	Say	Cover	Write	Check
Look at the word. <ul style="list-style-type: none"> What is the first letter? Look all the way through the word. Notice word parts. Get your mouth ready! 	Say the word. <ul style="list-style-type: none"> Stretch the word out. Listen to the letter sounds. 	Cover the word. <ul style="list-style-type: none"> Spell the word. Does it sound right? Visualize what it looks like. No peeking! 🙈 	Write the word. <ul style="list-style-type: none"> Does it look right? Check the letters again. 	Check the word. <ul style="list-style-type: none"> If you spelled it correctly, go on to the next word. If it is not spelled correctly, cover the word and try again.



MAKE SPELLING FUN





LET'S PRACTICE!

